



Kenya Airports Authority

Head Office, Airport North Road
P.O. Box 19001 - 00501 Nairobi, Kenya
Tel: +254 - 020 - 822111 / 6611000 / 6612000
Fax: +254 - 020 - 822078, 827304
Email: info@kaa.go.ke
www.kaa.go.ke

KAA/OT/KILIGORIS/0089/2024-2025

18th February 2025

To: All Bidders

**RE: PROCUREMENT OF WORKS CONTRACT FOR CONSTRUCTION OF
KILGORIS AIRSTRIP**

TENDER NO. KAA/OT/KILIGORIS/0089/2024-2025

ADDENDUM NO. I

The following are tender clarifications/addendum issued regarding the above tender in accordance to instructions to tenderers of the bidding document.

No.	Clarification	Response
I.	Pre-bid/Site Visit shall be held on 19 th February 2025 at 10.00 am at Kiligoris Airstrip	Bidders are hereby informed that the Pre-bid/Site Visit shall be held on 20th February 2025 at 10.00 a.m at Kiligoris Airstrip.

The closing/opening date is hereby extended to **6th March, 2025 at 11:00 a.m.** from **27th February, 2025 at 11.00 a.m.**

Kindly ensure your tender is valid for a period of **186 days** and your tender security is valid for a period of **216 days** from **New closing/opening date of 6th March, 2025 at 11.00. a. m.**

This addendum forms part of the bidding document and is binding on all bidders. All other conditions remain the same.

Vincent Korir
GM (PROCUREMENT AND LOGISTICS)
For: MANAGING DIRECTOR/CEO

em



**PROPOSED KILGORIS AIRSTRIP
DRAWING LIST- FEBRUARY 2025
KAA/ES/KILGORIS/0089/2025/2026**

SR.NO	DRG.NOS	DESCRIPTION	SCALE	SIZE	Com'ts
		Layouts			
	L[01]01	Airstrip Layout	1:2000	A1	
	L[01]02	Runway Cross-Sections	1:2500	A1	
	L[01]03	Container Site Office Details	1:50	A2	
	L[01]04	Pit Latrine Layouts	1:50	A2	
		Details			
	A[01]01	Project Signboard	As Shown	A3	
	A[01]02	Windsock Details	As Shown	A3	
	A[01]03	Standard Fence Details	As Shown	A3	
	A[01]04	Security Gate Details	As Shown	A3	
	A[01]05	Pedestrian Gate Details	As Shown	A3	

NOTES

1. This drawing is protected by the Copyright Act and cannot be used or reproduced in part or in whole without author's consent.
2. All dimensions in meters unless stated, should be read and not measured.
3. Contractors must verify all dimensions and levels before commencing work,any discrepancies should be reported to the Project Engineer before work is put at hand.
6. All drainage crossing the Road to be encased in concrete to civil engineer's details.



P. O. Box 19001-00501 NAIROBI
Tel: 6611000/6612000
Fax: 822078
E.Mail: info@kaa.go.ke
Website:www.kaa.go.ke

Project:

PROPOSED KILGORIS AIRSTRIP

Drawing Title:

AIRSTRIP LAYOUT PLAN

Project No.:
KAA/OT/KILGORIS/0089/2024-2025

Designed by:
Eng. E. Wekesa

Drawn by:
A. Wako

Checked by:

Eng. S. Mochache
Manager (Projects)

Approved by:

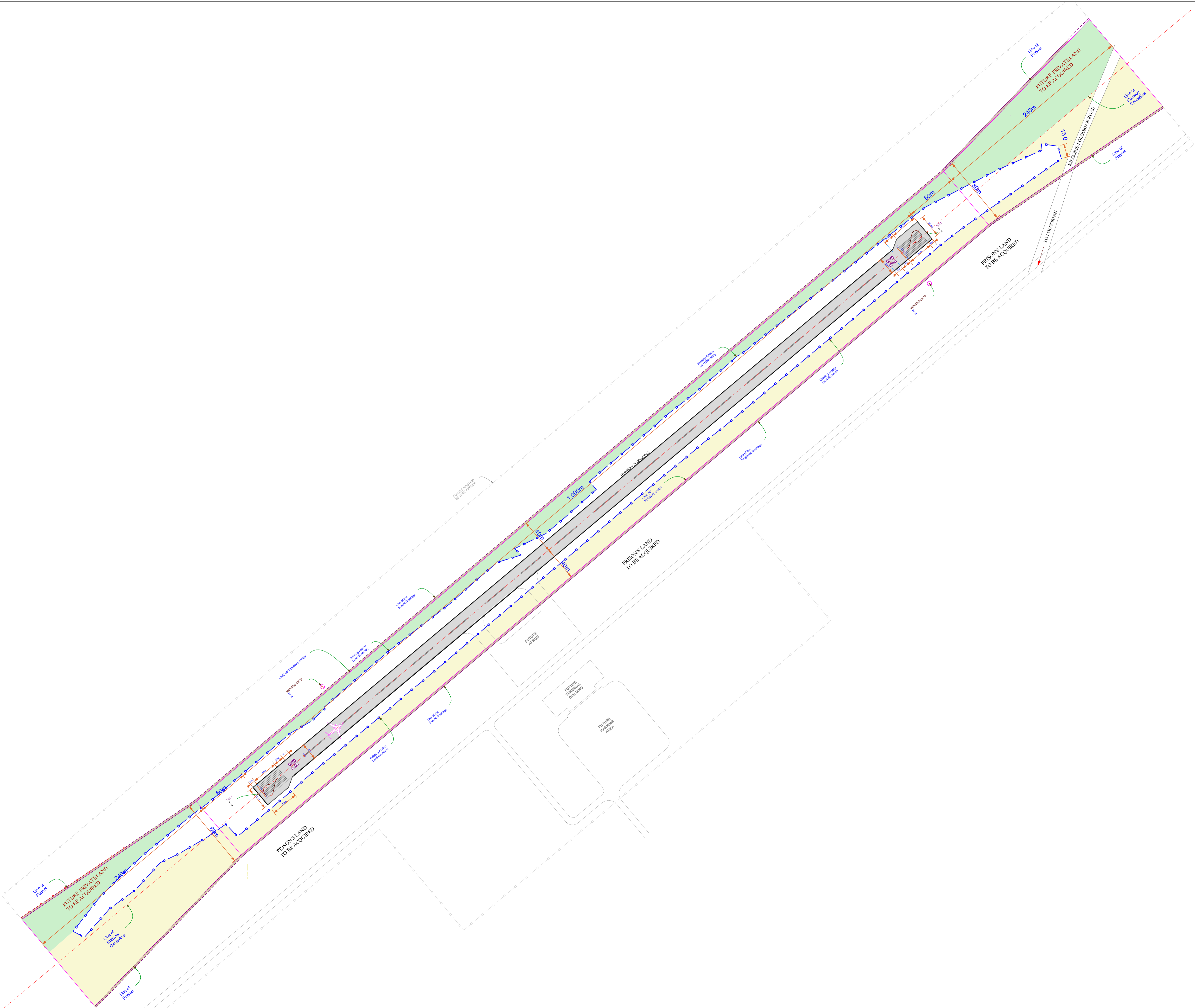
Eng.Dr. M. Ochieng'
General Manager (P&ES).

Dwg No.
L[01]01

Scale:
1:2,000 on A1

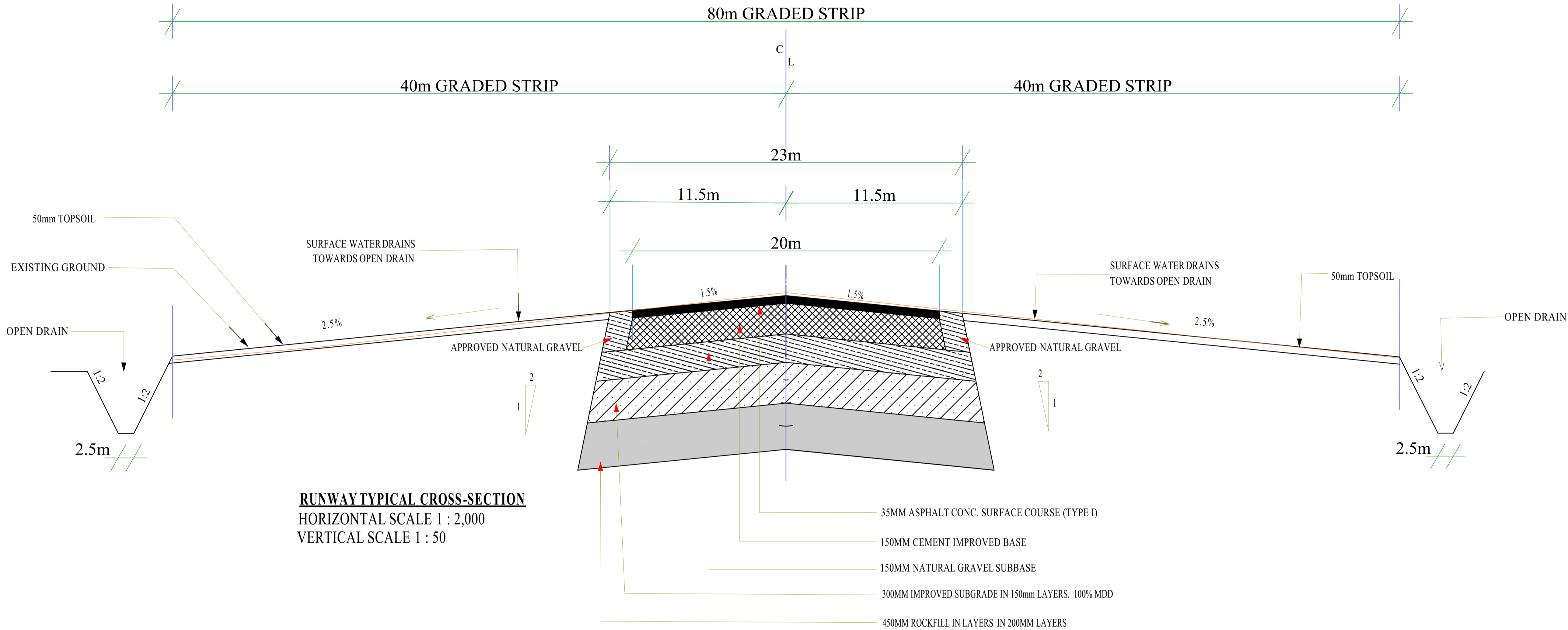
Date:
February 2025

North:



NOTES

1. This drawing is protected by the Copyright Act and cannot be used or reproduced in part or in whole without author's consent.
2. All dimensions in meters unless stated, should be read and not measured.
3. Contractors must verify all dimensions and levels before commencing work,any discrepancies should be reported to the Project Engineer before work is put at hand.
6. All drainage crossing the Road to be encased in concrete to civil engineer's details.



RUNWAY TYPICAL CROSS-SECTION
HORIZONTAL SCALE 1 : 2,000
VERTICAL SCALE 1 : 50

RUNWAY PAVEMENT			
SN _o .	LAYER	THICKNESS	COMPACTION MDD
1	ASPHALT CONCRETE (AC)	35mm	As per the specification
2	CEMENT IMPROVED BASE	150mm	95% MDD (AASHTO T180)
3	NATURAL GRAVEL SUBBASE	150mm	95% MDD (AASHTO T180)
4	IMPROVED SUBGRADE IN LAYERS OF 150mm	300mm	100% MDD (AASHTO T99)
5	ROCKFILL IN LAYERS OF 200mm WITH AN EQUIVALENT BLINDING LAYER OF 50mm THICKNESS	450mm	As per the specification
6	TOTAL LAYERS THICKNESS	1085mm	



P. O. Box 19001-00501 NAIROBI
Tel: 6611000/6612000
Fax: 822078
E.Mail: info@kaa.go.ke
Website:www.kaa.go.ke

Project:
PROPOSED KILGORIS AIRSTRIP

Drawing Title:
PAVEMENT CROSS-SECTION DETAILS

Project No.:
KAA/OT/KILGORIS/0089/2024-2025

Designed by: Eng. E. Wekesa	Drawn by: A. Wako
--------------------------------	----------------------

Checked by:

Eng. S. Mochache
Manager (Projects)

Approved by:

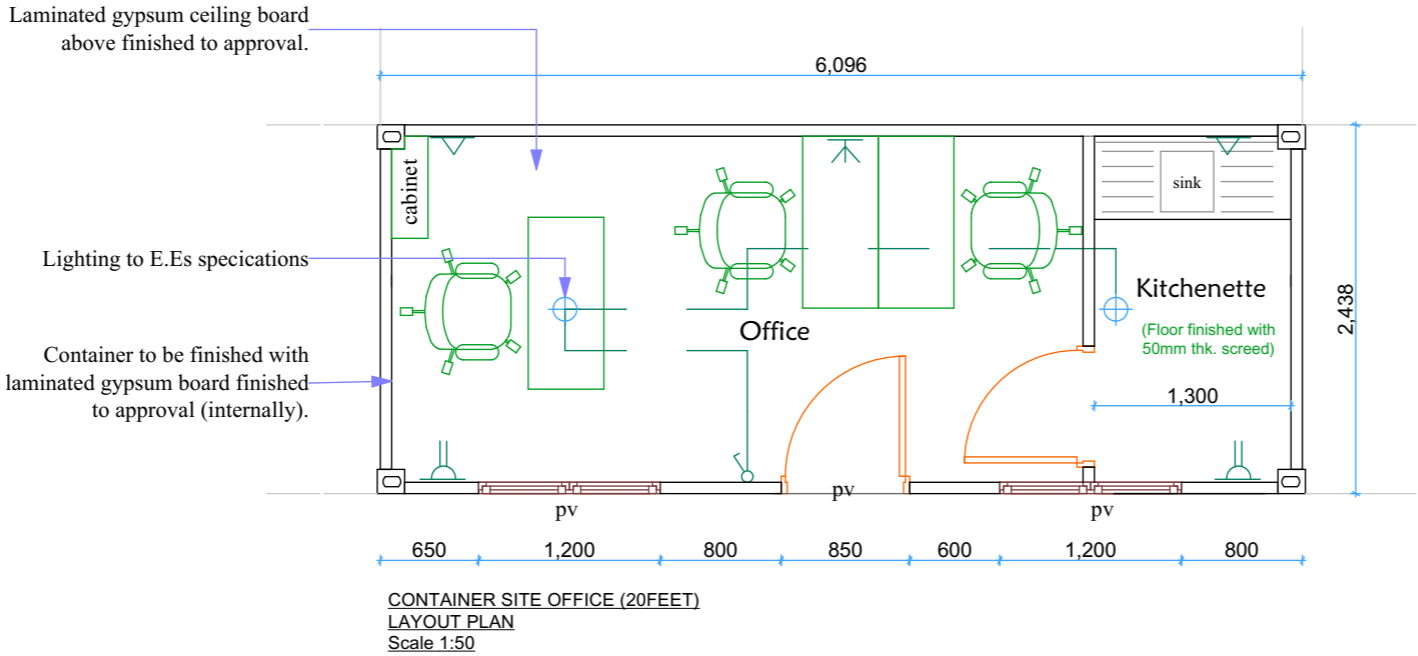
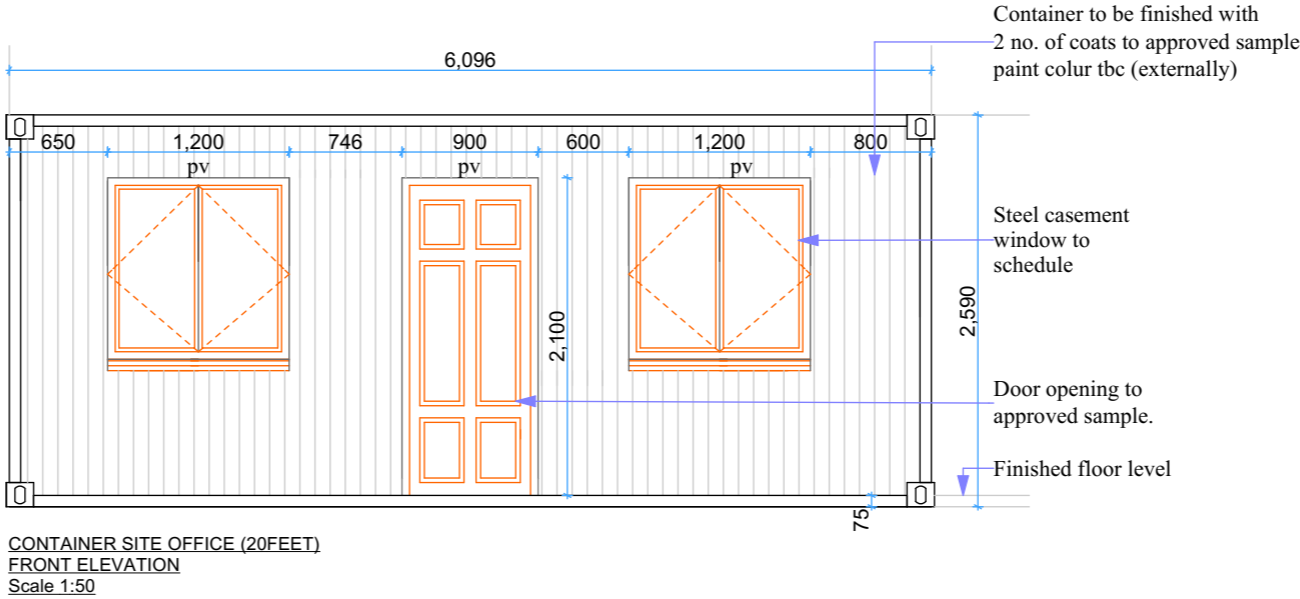
Eng.Dr. M. Ochieng'
General Manager (P&ES).

Dwg No. L[01]02	Scale: 1:2,500 on A1
--------------------	-------------------------

Date: February 2025	North:
------------------------	------------

NOTES

1. This drawing is protected by the Copyright Act and cannot be used or reproduced in part or in whole without author's consent.
2. All dimensions in meters unless stated, should be read and not measured.
3. Contractors must verify all dimensions and levels before commencing work, any discrepancies should be reported to the Project Engineer before work is put at hand.
6. All drainage crossing the Road to be encased in concrete to civil engineer's details.



P. O. Box 19001-00501 NAIROBI
Tel: 6611000/6612000
Fax: 822078
E.Mail: info@kaa.go.ke
Website:www.kaa.go.ke

Project:
PROPOSED KILGORIS AIRSTRIP

Drawing Title:
CONTAINER SITE OFFICE

Project No.:
KAA/OT/KILGORIS/0089/2024-2025

Designed by:
Eng. E. Wekesa

Drawn by:
A. Wako

Checked by:
Eng. S. Mochache
Manager (Projects)

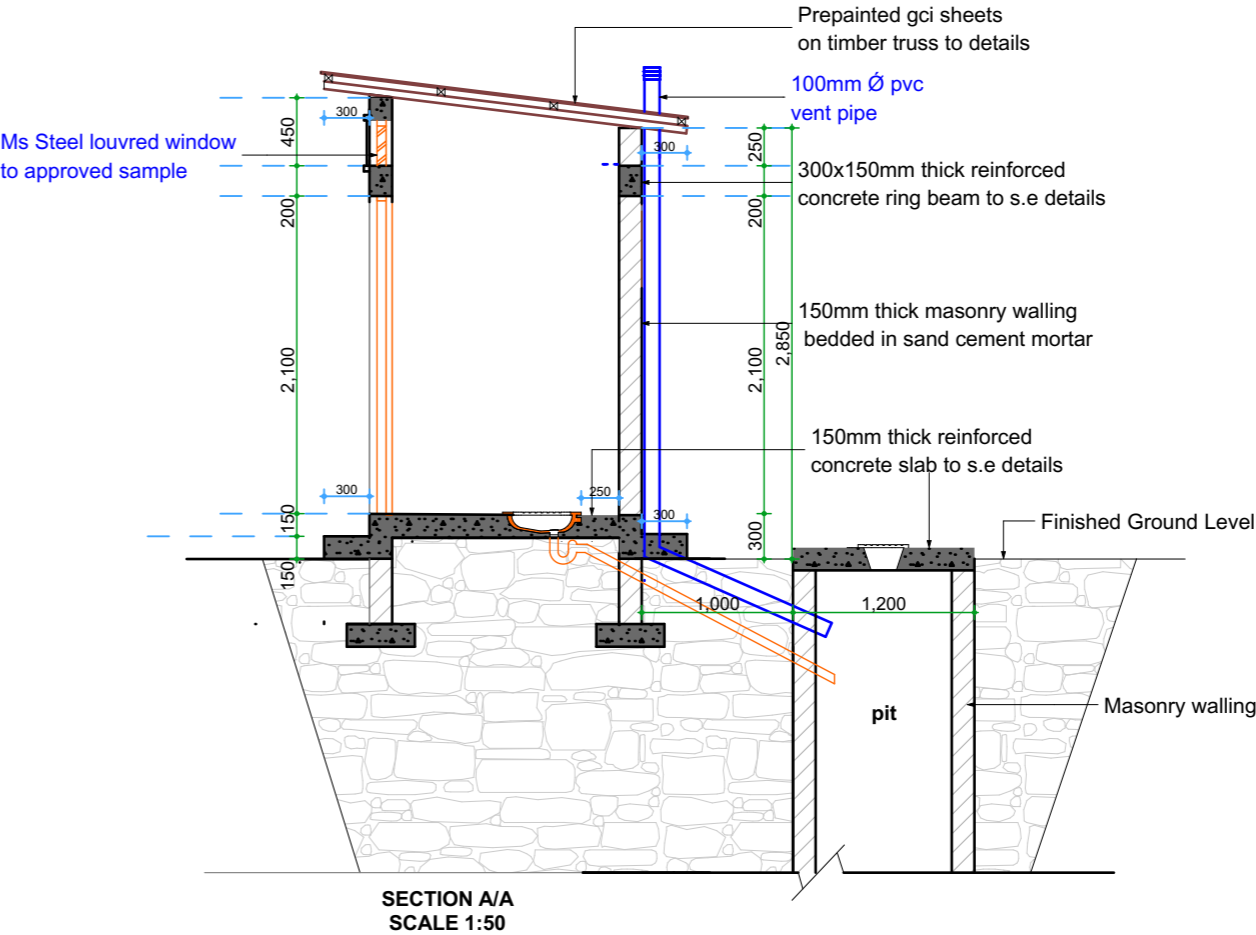
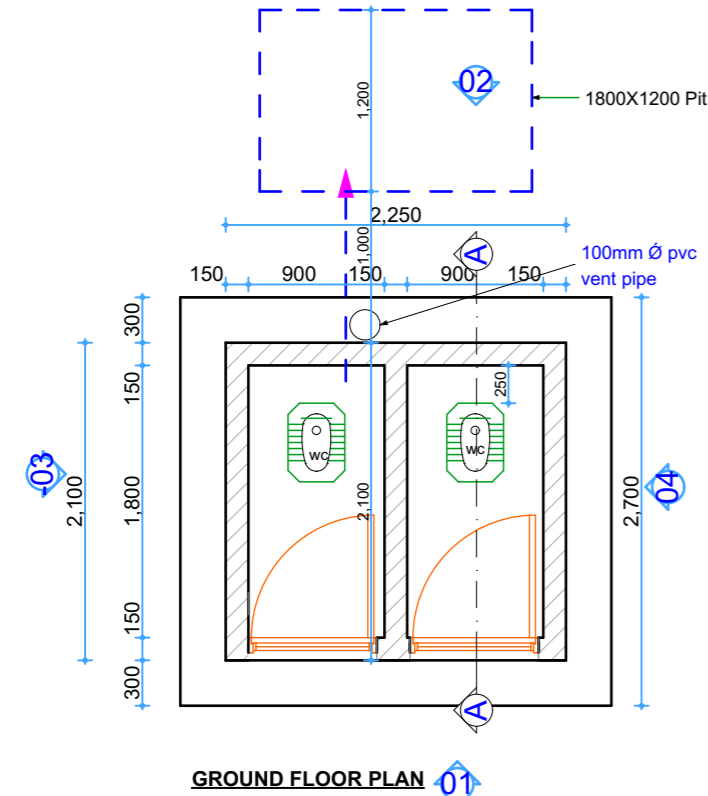
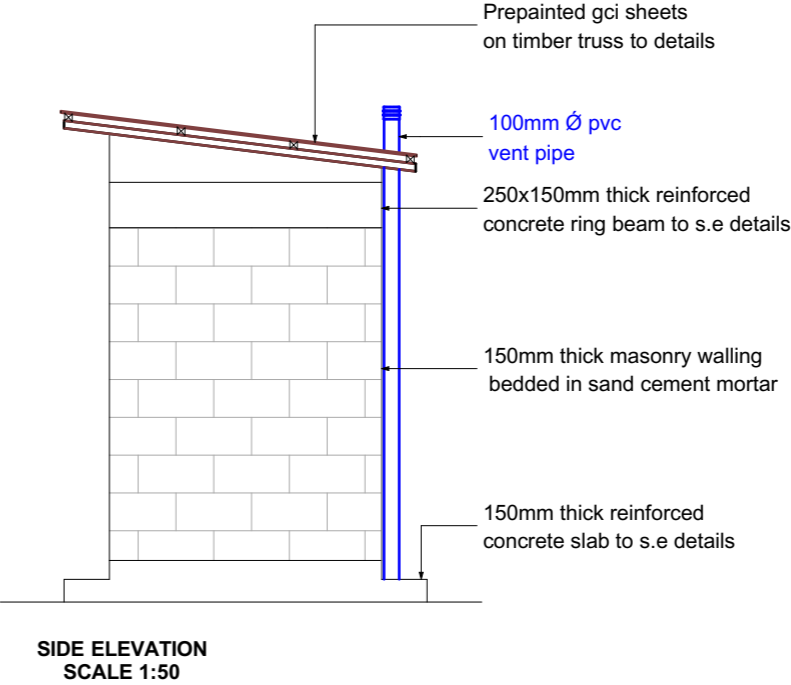
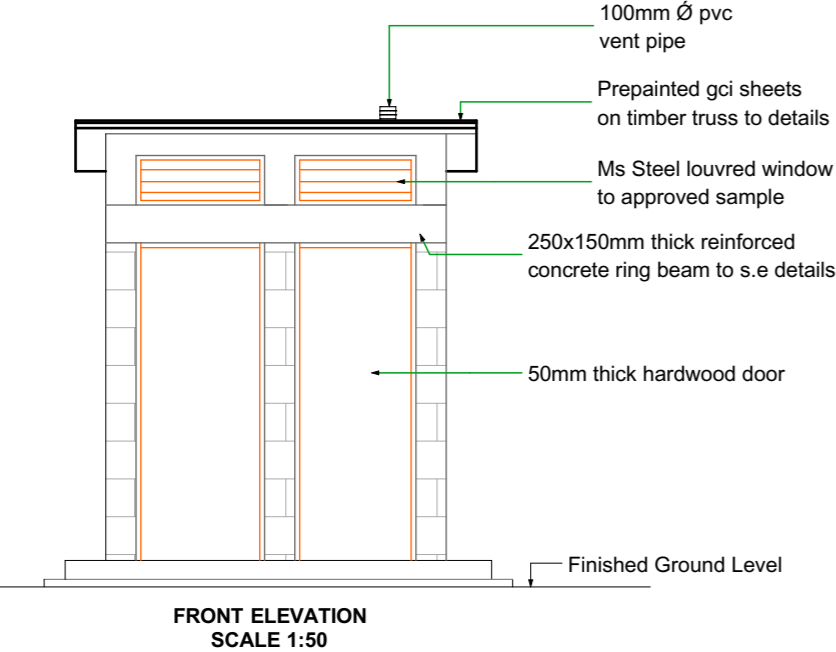
Approved by:
Eng.Dr. M. Ochieng'
General Manager (P&ES).

Dwg No.
L[01]03

Scale:
1:50

Date:
Feb. 2025

North:



NOTES

1. This drawing is protected by the Copyright Act and cannot be used or reproduced in part or in whole without author's consent.
2. All dimensions in meters unless stated, should be read and not measured.
3. Contractors must verify all dimensions and levels before commencing work, any discrepancies should be reported to the Project Engineer before work is put at hand.
6. All drainage crossing the Road to be encased in concrete to civil engineer's details.



P. O. Box 19001-00501 NAIROBI
Tel: 6611000/6612000
Fax: 822078
E.Mail: info@kaa.go.ke
Website:www.kaa.go.ke

Project:
PROPOSED KILGORIS AIRSTRIP

Drawing Title:
**PROPOSED PIT LATRINE-
FLOOR PLAN, SECTION & ELEVATIONS**

Project No.:
KAA/OT/KILGORIS/0089/2024-2025

Designed by:
Eng. E. Wekesa

Drawn by:
A. Wako

Checked by:
Eng. S. Mochache
Manager (Projects)

Approved by:
Eng.Dr. M. Ochieng'
General Manager (P&ES).

Dwg No.
L[01]04

Scale:
1:50

Date:
Feb. 2025

North:

NOTES

1. This drawing is protected by the Copyright Act and cannot be used or reproduced in part or in whole without author's consent.
2. All dimensions in meters unless stated, should be read and not measured.
3. Contractors must verify all dimensions and levels before commencing work, any discrepancies should be reported to the Engineer before work is put at hand.
6. All drainage crossing the Road to be encased in concrete to civil engineer's details.

CLIENT:

**KENYA AIRPORTS AUTHORITY
(KAA)**

PROJECT:

PROPOSED RUNWAY CONSTRUCTION WORKS AT KILGORIS AIRSTRIP

PROJECT No: KAA/OT/KILGORIS/0089/2024-2025

EMPLOYER:

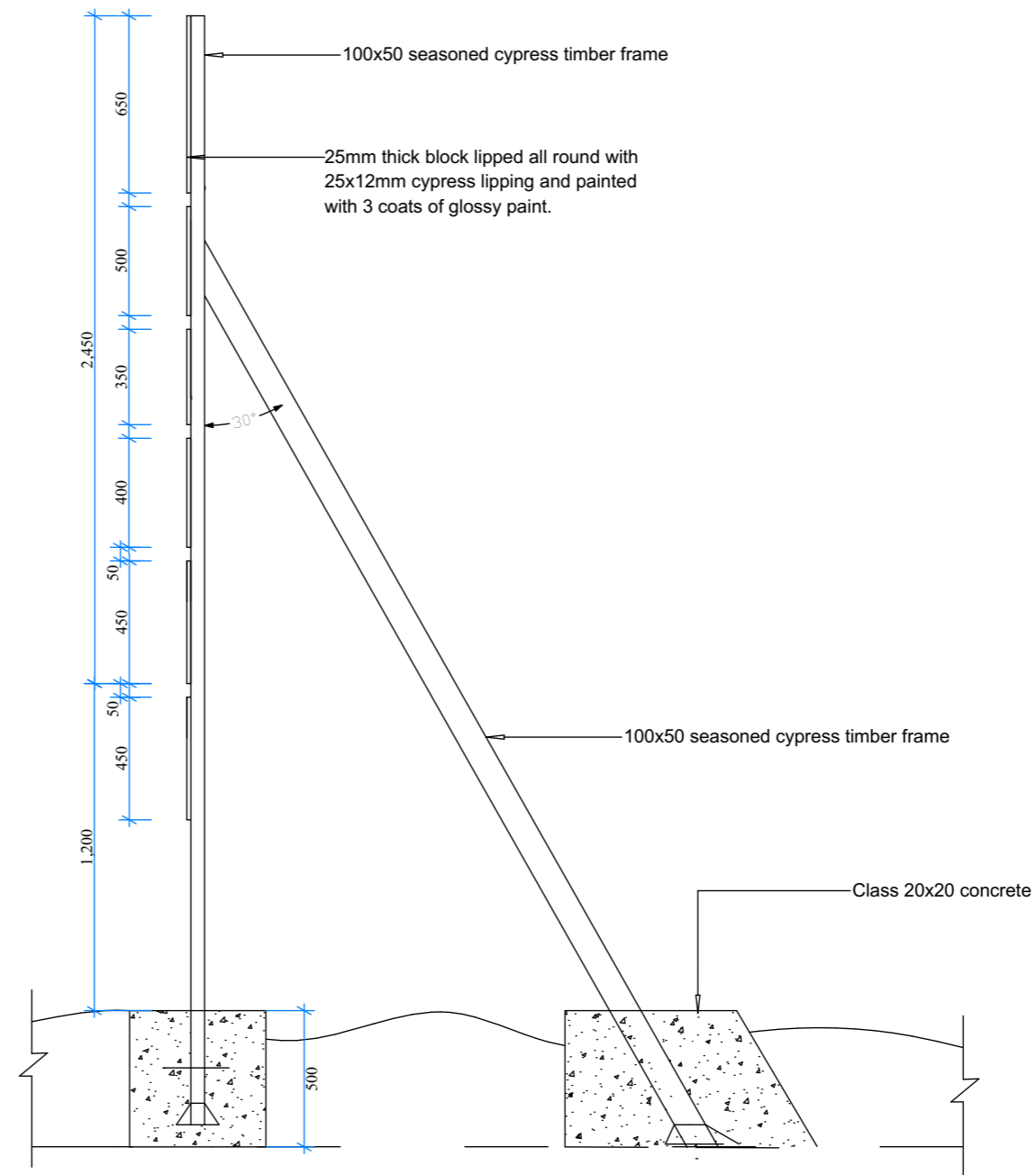
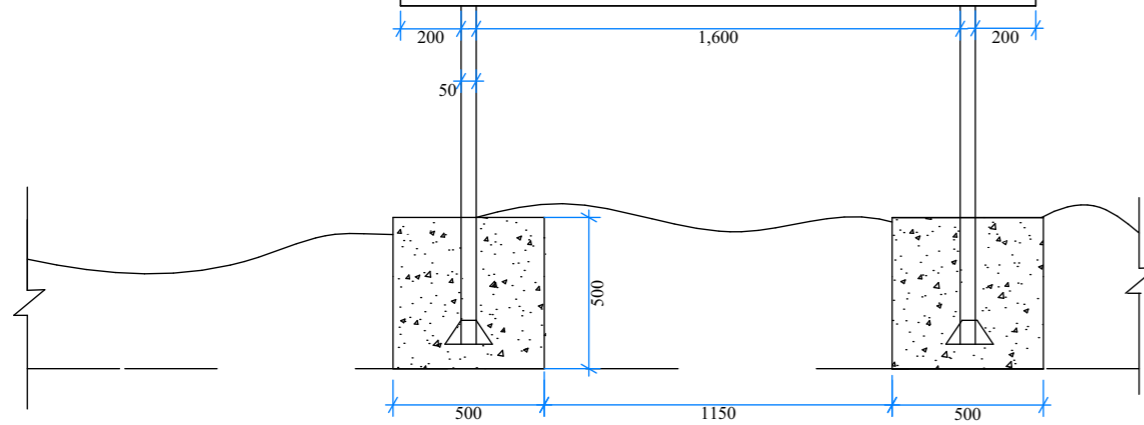
MANAGING DIRECTOR - KAA
P. O. BOX 19001 -00501
NAIROBI

ENGINEER:

GENERAL MANAGER (P & ES) - KAA
P. O. BOX 19001 -00501
NAIROBI

CONTRACTOR:

SUB-CONTRACTOR:



P. O. Box 19001-00501 NAIROBI
Tel: 6611000/6612000
Fax: 822078
E.Mail: info@kaa.go.ke
Website: www.kaa.go.ke

Project:

PROPOSED KILGORIS AIRSTRIP

Drawing Title:

PROJECT SIGNBOARD

Project No.:

KAA/OT/KILGORIS/0089/2024-2025

Designed by:

Eng. E. Wekesa

Drawn by:

A. Wako

Checked by:

Eng. S. Mochache

Manager (Projects)

Approved by:

Eng.Dr. M. Ochieng'

General Manager (P&ES).

Dwg No.

A[01]01

Scale:

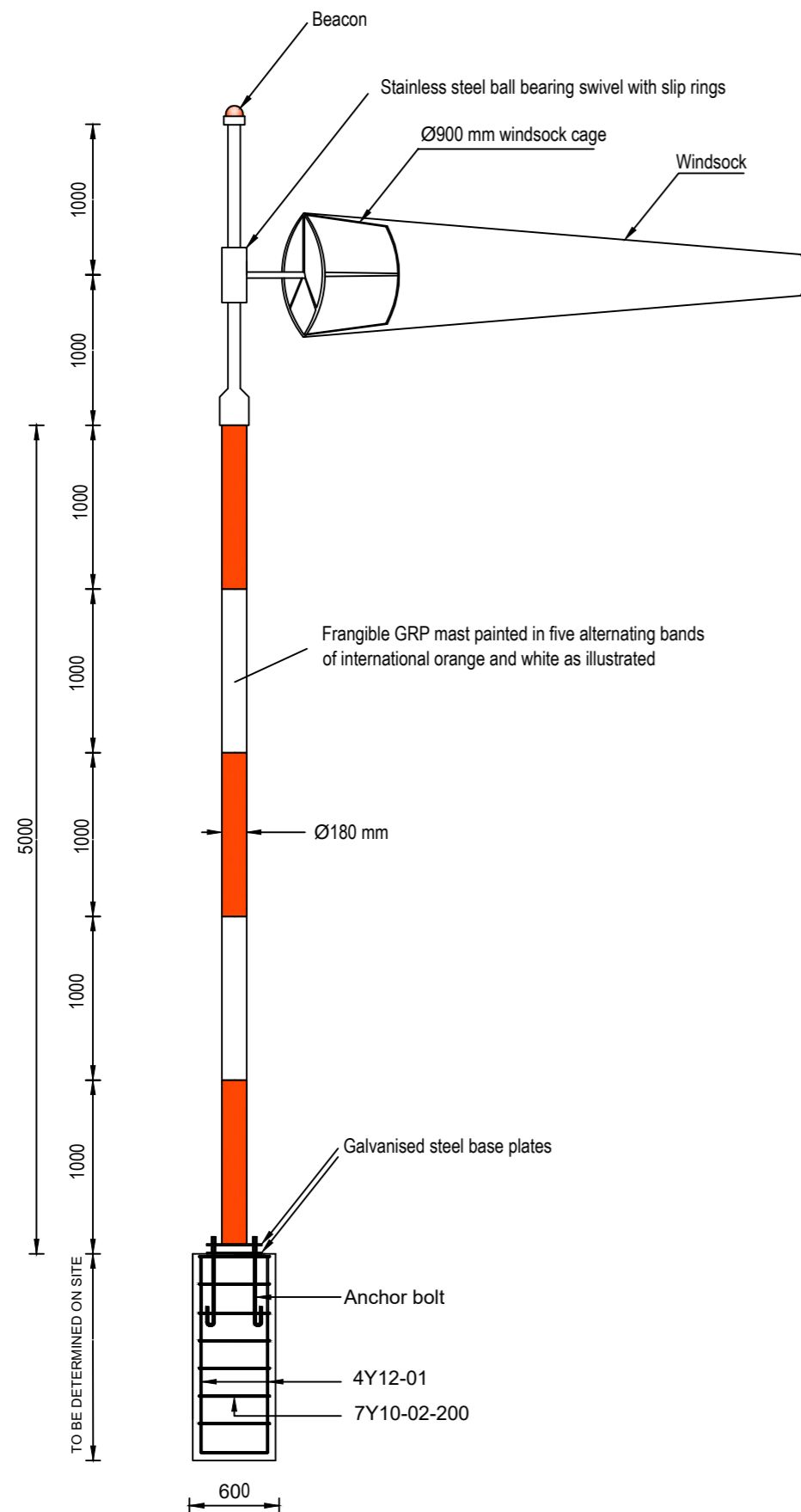
As Shown

Date:

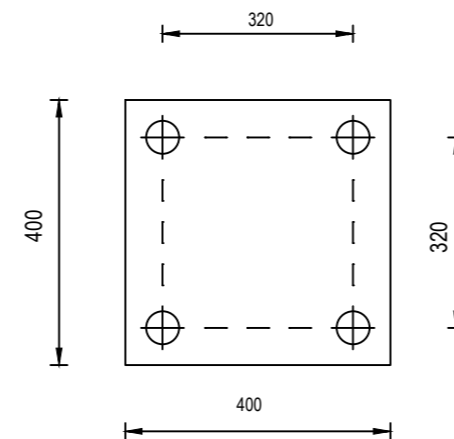
Feb. 2025

North:

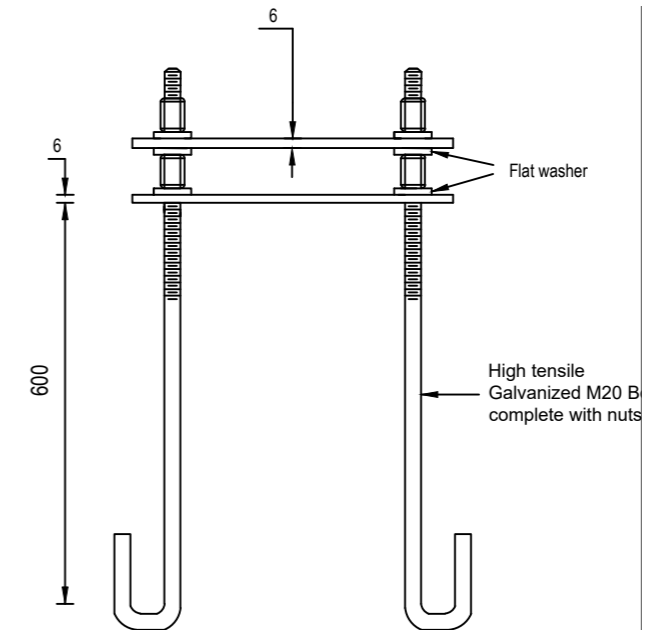




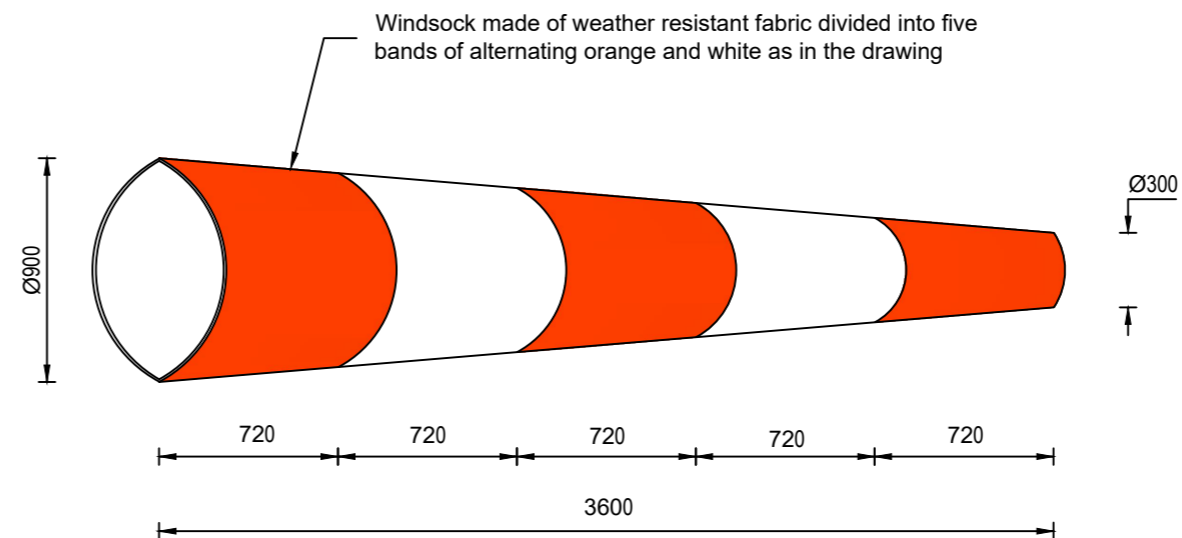
WINDSOCK MAST



PLAN VIEW OF ANCHOR BOLTS
LAYOUT AND BASE PLATES



ANCHOR BOLTS AND BASE
PLATES DETAILS



WINDSOCK

NOTES

1. This drawing is protected by the Copyright Act and cannot be used or reproduced in part or in whole without author's consent.
2. All dimensions in meters unless stated, should be read and not measured.
3. Contractors must verify all dimensions and levels before commencing work, any discrepancies should be reported to the Engineer before work is put at hand.
6. All drainage crossing the Road to be encased in concrete to civil engineer's details.



P. O. Box 19001-00501 NAIROBI
Tel: 6611000/6612000
Fax: 822078
E.Mail: info@kaa.go.ke
Website: www.kaa.go.ke

Project:
PROPOSED KILGORIS AIRSTRIP

Drawing Title:
WINDSOCK DETAILS

Designed by:
Eng. E. Wekesa

Drawn by:
A. Wako

Checked by:
Eng. S. Mochache
Manager (Projects)

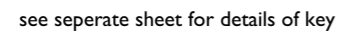
Approved by:
Eng. Dr. M. Ochieng'
General Manager (P&ES).

Dwg No.
A[01]02

Scale:
1:100 on A3

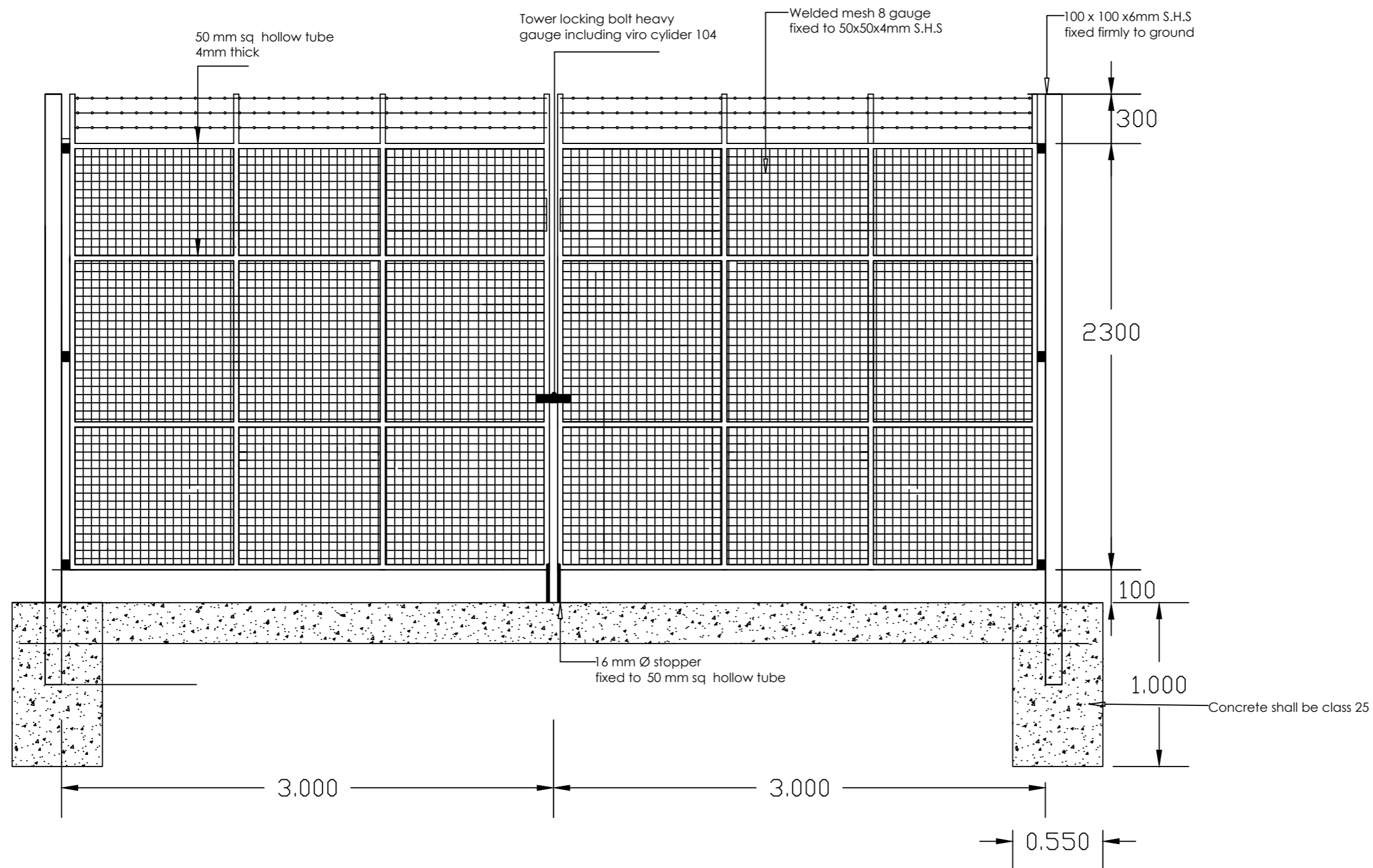
Date:
Feb. 2025

North:



NOTES

1. This drawing is protected by the Copyright Act and cannot be used or reproduced in part or in whole without author's consent.
2. All dimensions in meters unless stated, should be read and not measured.
3. Contractors must verify all dimensions and levels before commencing work, any discrepancies should be reported to the Engineer before work is put at hand.
6. All drainage crossing the Road to be encased in concrete to civil engineer's details.



P. O. Box 19001-00501 NAIROBI
Tel: 6611000/6612000
Fax: 822078
E.Mail: info@kaa.go.ke
Website: www.kaa.go.ke

Project:

PROPOSED KILGORIS AIRSTRIP

Drawing Title:

TYPICAL SECURITY GATE DETAILS

Project No.: KAA/OT/KILGORIS/0089/2024-2025

Designed by: Eng. E. Wekesa	Drawn by: A. Wako
--------------------------------	----------------------

Checked by:

Eng. S. Mochache


Manager (Projects)

Approved by:

Eng.Dr. M. Ochieng'

General Manager (P&ES).

Dwg No. A[01]04	Scale: As Shown
--------------------	--------------------

Date: Feb. 2025	North: 
--------------------	---

NOTES

1. This drawing is protected by the Copyright Act and cannot be used or reproduced in part or in whole without author's consent.
2. All dimensions in meters unless stated, should be read and not measured.
3. Contractors must verify all dimensions and levels before commencing work, any discrepancies should be reported to the Engineer before work is put at hand.
6. All drainage crossing the Road to be encased in concrete to civil engineer's details.

[illegible]

P. O. Box 19001-00501 NAIROBI
Tel: 6611000/6612000
Fax: 822078
E.Mail: info@kaa.go.ke
Website: www.kaa.go.ke

Project:

PROPOSED KILGORIS AIRSTRIP

Drawing Title:

TYPICAL PEDESTRIAN GATE DETAILS

Project No.:

KAA/OT/KILGORIS/0089/2024-2025

Designed by:

Eng. E. Wekesa

Drawn by:

A. Wako

Checked by:

Eng. S. Mochache

Manager (Projects)

Approved by:

Eng.Dr. M. Ochieng'

General Manager (P&ES).

Dwg No.

A[01]05

Scale:

As Shown

Date:

Feb. 2025

North:

